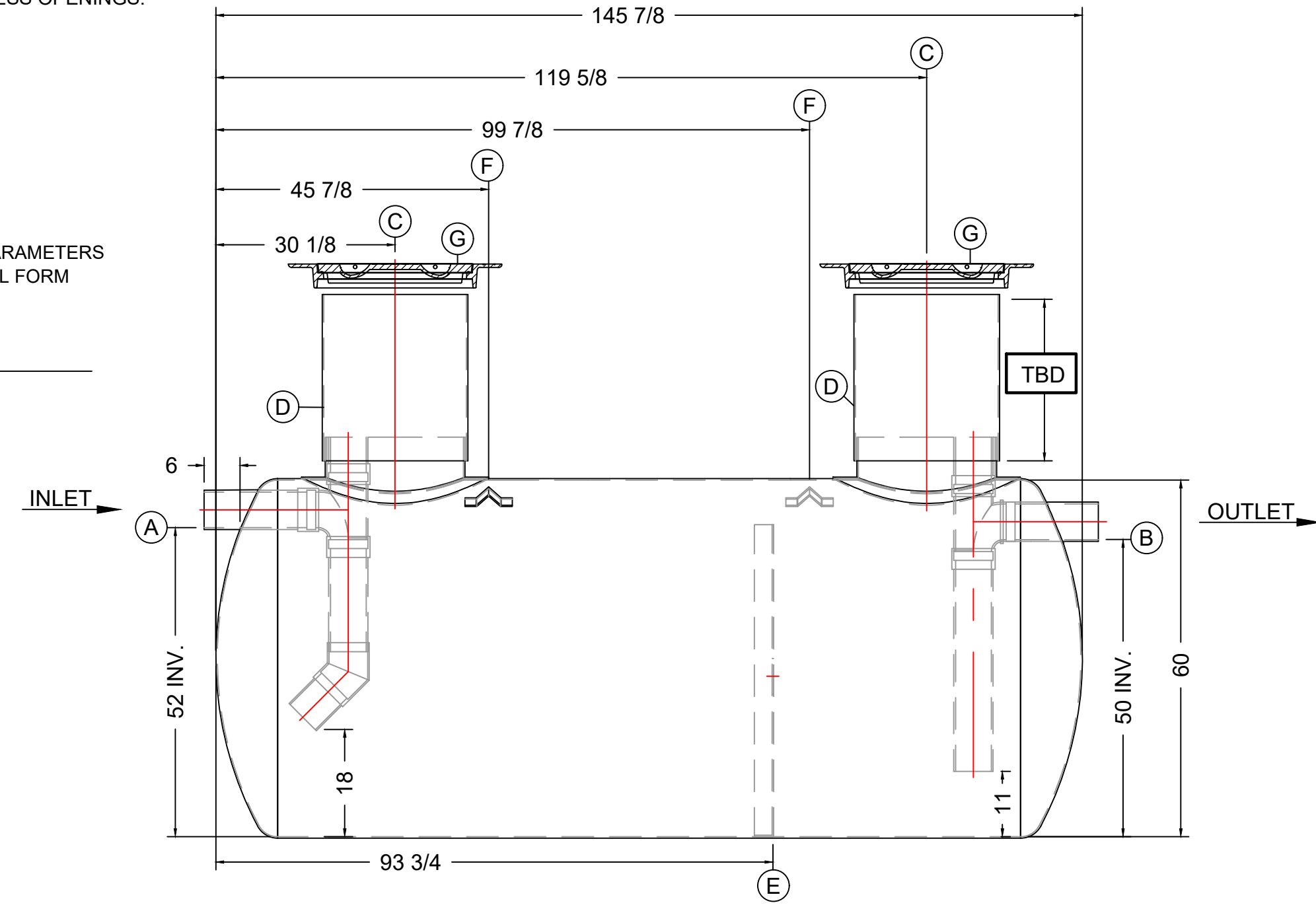
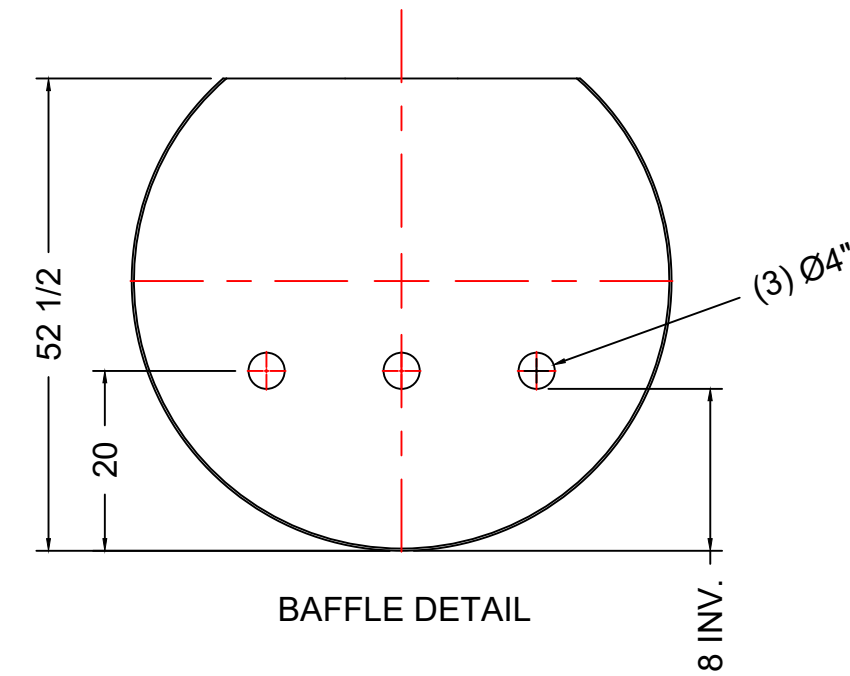


- NOTES**
1. WHEN THIS DRAWING IS USED AS AN ORDER SUBMITTAL, IT MUST BE SIGNED, AND AN ORDER SUBMITTAL FORM MUST BE INCLUDED.
 2. 30 YEAR WARRANTY COVERAGE - SEE INTERCEPTOR LIMITED WARRANTY FOR DETAILS
 3. OPTIONAL ACCESSORIES (LEVEL ALARMS, EXTENSION RISERS, STREET BOXES) ARE ALSO AVAILABLE.
 4. INLET AND OUTLET PIPING IS AVAILABLE IN 4" AND 6" DIAMETER, AND SHALL BE EQUAL TO DOWNSTREAM SEWER SIZE. (IF APPLICABLE, SEE APPROVED PLANS)
 5. ALL UPC LABELED GREASE INTERCEPTORS MUST SHIP FROM CAMDENTON, MO.
 6. THE WORDS "INLET" AND "OUTLET" MUST BE PERMANENTLY LABELED ON THE TANK SHELL EXTERIOR NEAR THE PIPE ASSEMBLIES AND ON THE INSIDE OF THE ACCESS OPENINGS.

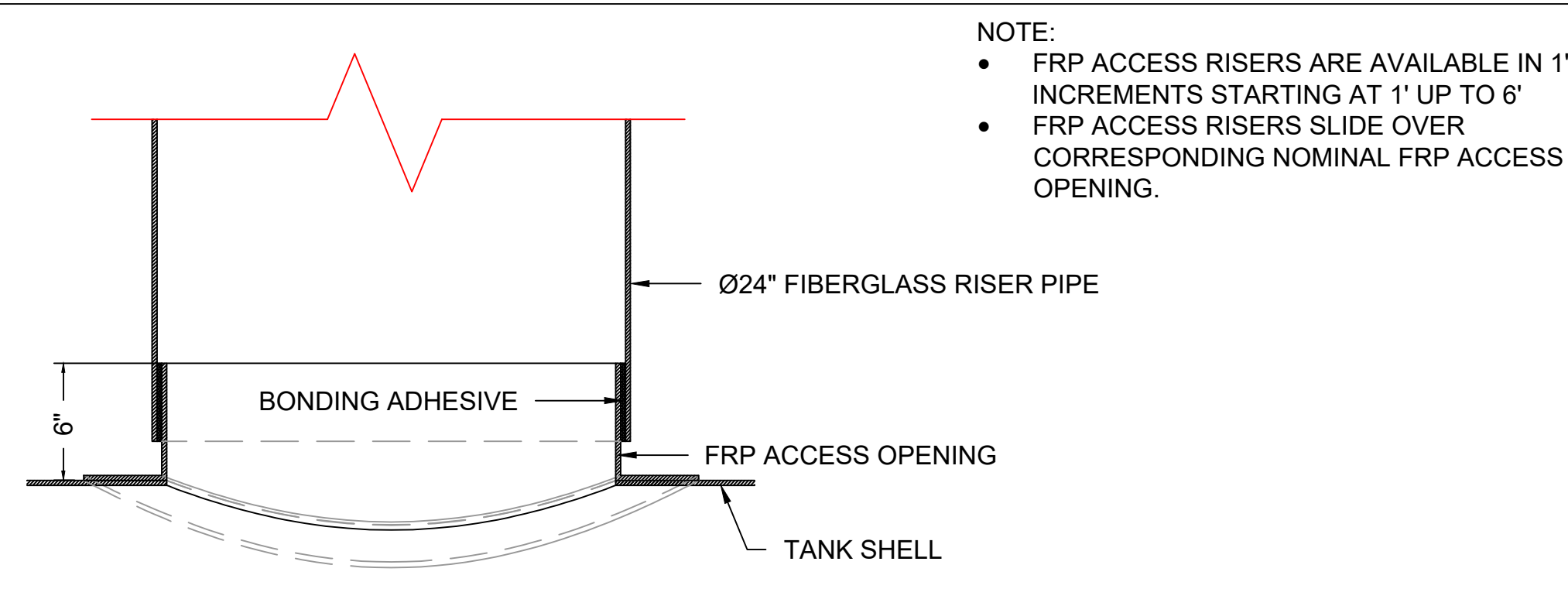
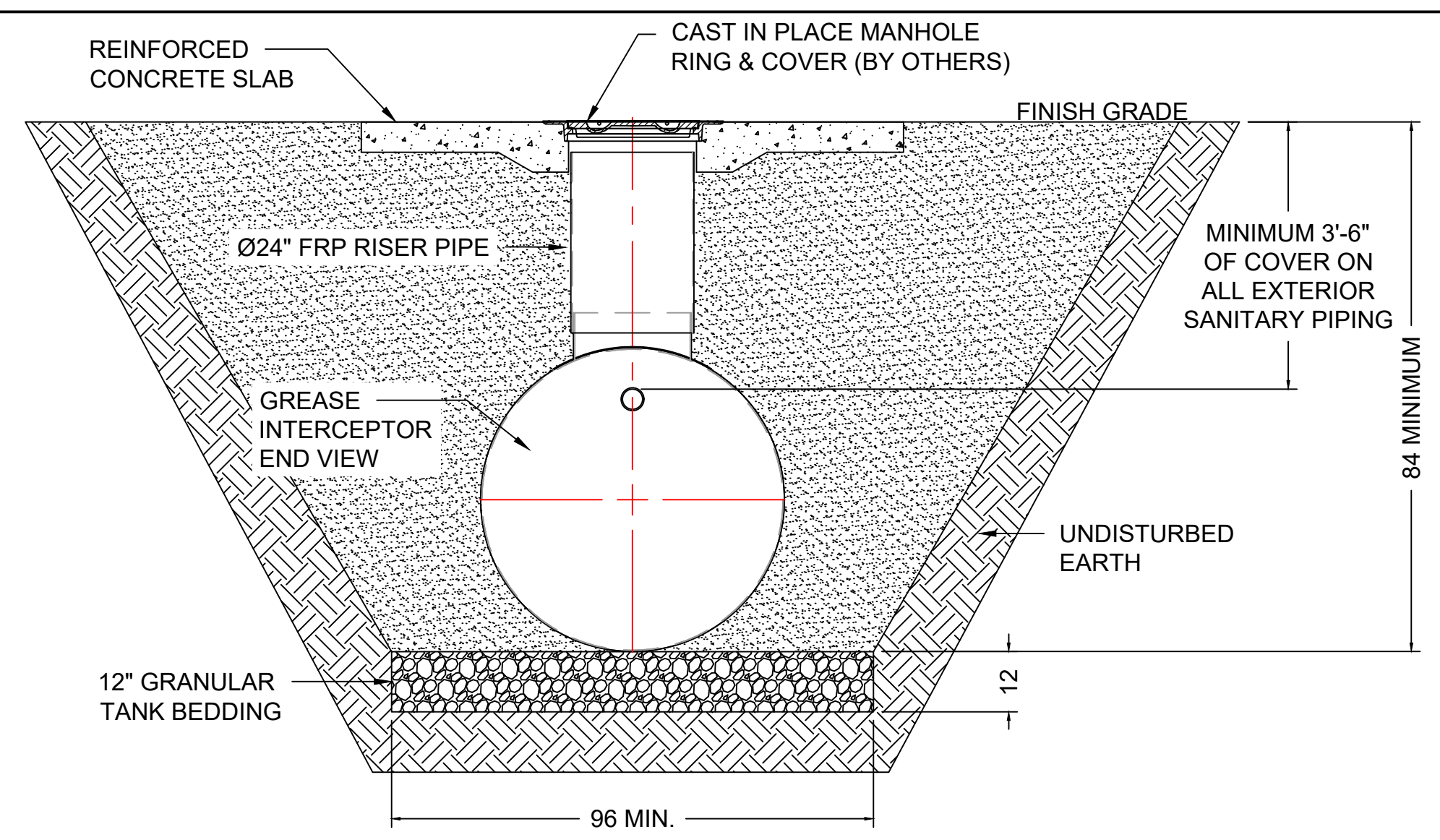
- DESIGN PARAMETERS**
1. TANK SIZE: 5' DIA SINGLE-WALL, 60 1/2" O.D.
 2. NOMINAL TANK CAPACITY: 1,681 GALLONS.
 3. NOMINAL TANK WEIGHT: 650 LBS.
 4. INVERT DIMENSION FROM TANK I.D.
 5. CAPACITY AT FLOW LINE: 1503 GALLONS.
 6. MAX GREASE CAPACITY: 949 GALLONS.
 7. MAX SOLIDS CAPACITY: 341 GALLONS.

APPROVAL
THE UNDERSIGNED ACKNOWLEDGES AND AGREES TO THE USE AND DESIGN PARAMETERS AS DETAILED ON THIS DRAWING AND IN THE ACCOMPANYING ORDER SUBMITTAL FORM AND HEREBY APPROVES FABRICATION.

SIGNATURE _____ DATE _____
PRINTED NAME _____



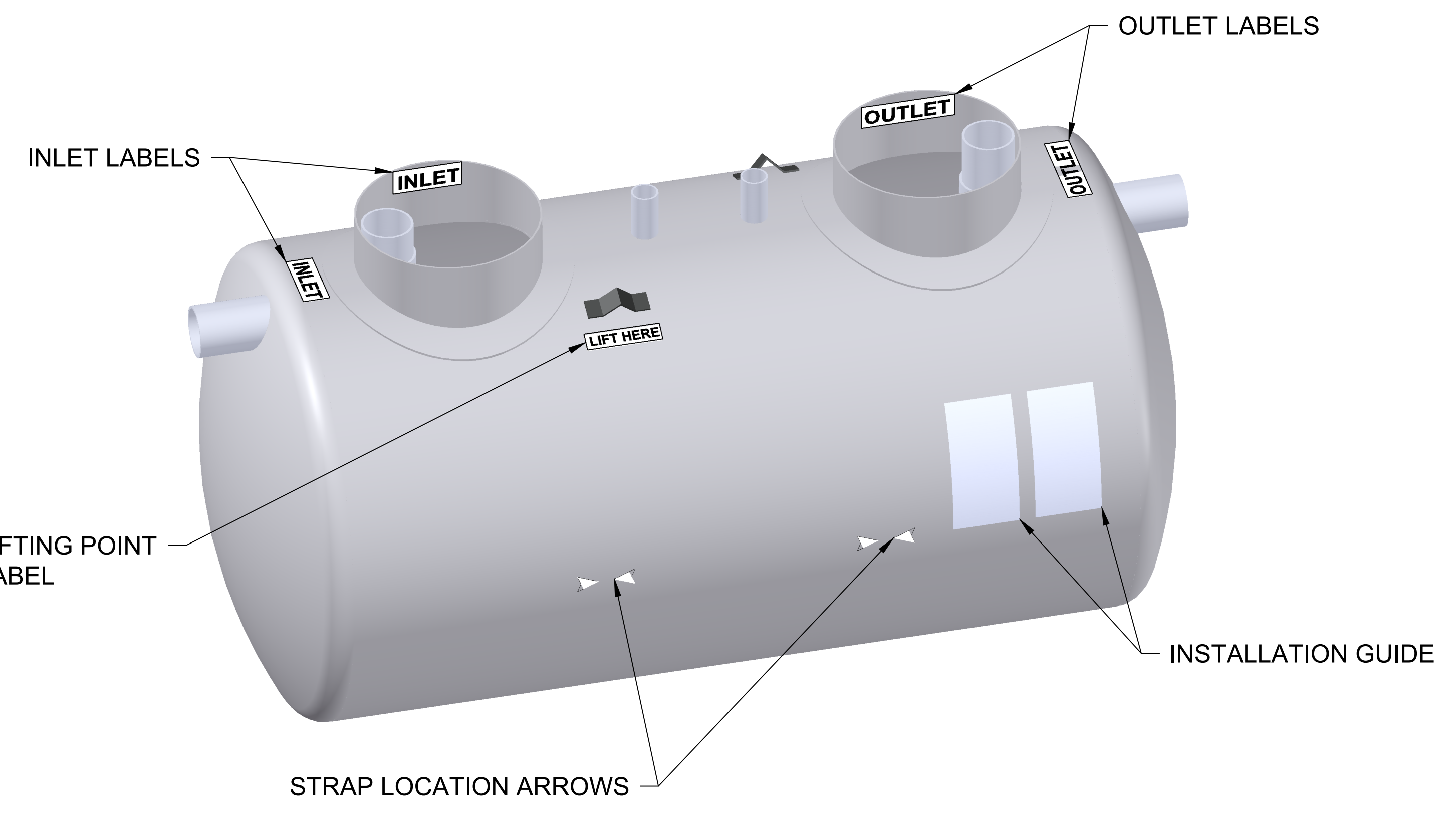
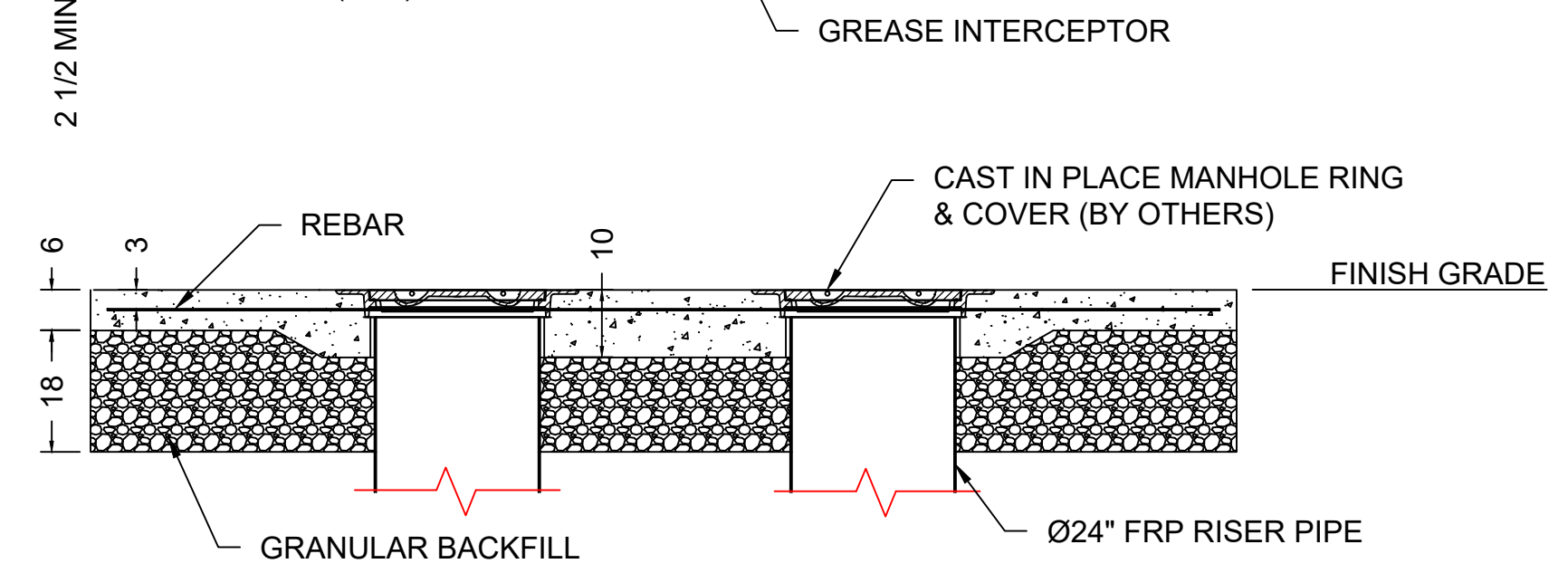
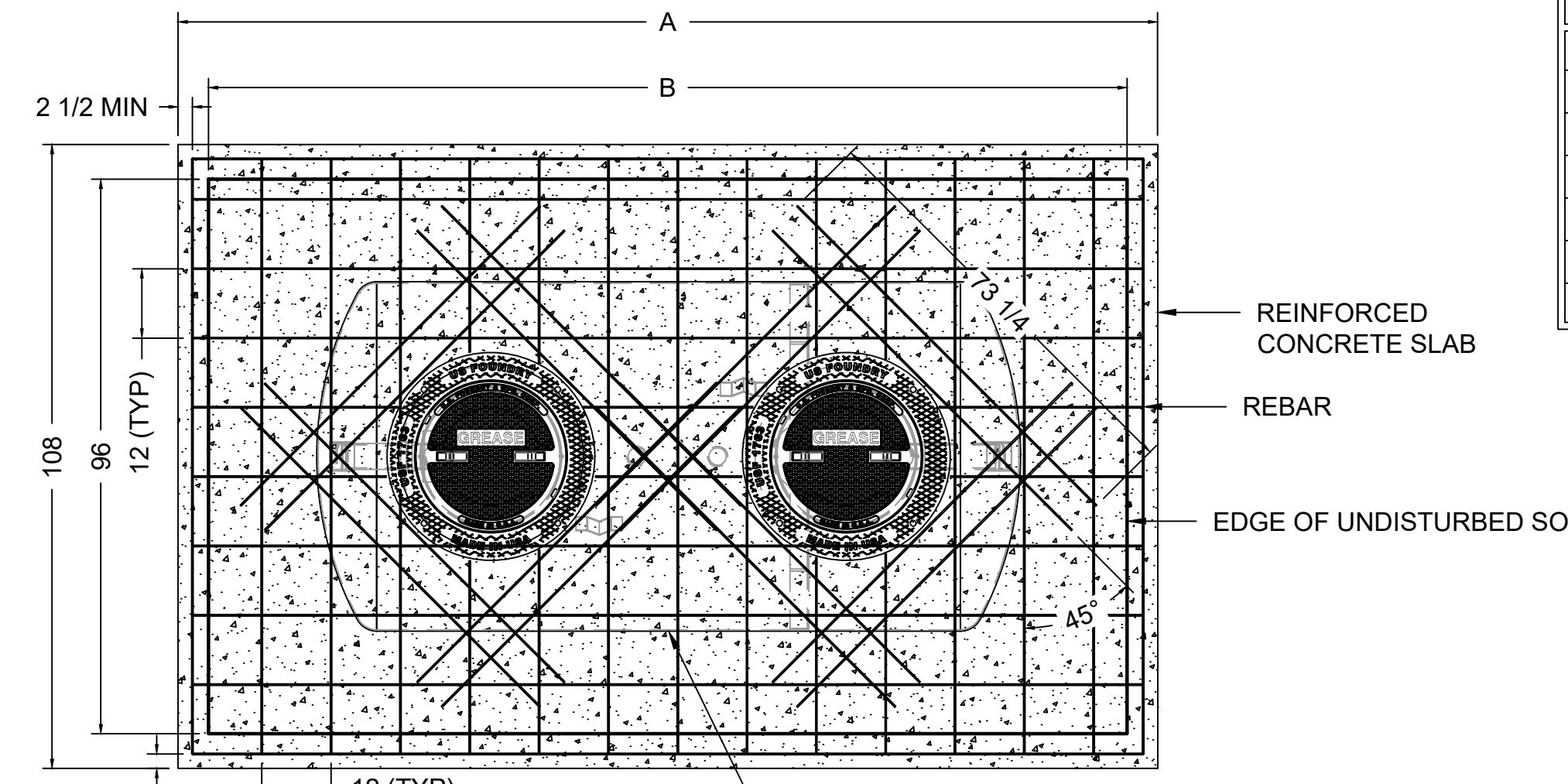
ITEM	QTY	SIZE	ITEM	MATERIAL	SERVICE
A	1	4" OR 6"	INLET TEE ASSEMBLY	PVC S40	INLET
B	1	4" OR 6"	OUTLET TEE ASSEMBLY	PVC S40	OUTLET
C	2	24"	ACCESS OPENINGS	FRP	MANWAY
D	2	24"	RISER PIPE (HEIGHT TBD)	FRP	MANWAY
E	1	60"	BAFFLE WALL 52 1/2" TALL W/ (1) Ø 6" HOLE	FRP	BAFFLE
F	2		LIFTING LUGS	STEEL	LIFTING
G	2	26 1/4"	OPTIONAL H-20 RATED MH RING & COVER	CI	MANWAY



- NOTES:**
- READ XERXES INSTALLATION MANUAL AND OPERATING GUIDELINES (IMOG) PRIOR TO INSTALL.
 - TANKS ARE TO BE BACKFILLED & BEDDED WITH CA-7 CLASS 1A STONE.
 - TANKS ARE DESIGNED FOR A MAXIMUM BURY DEPTH OF 84". IF DEEPER BURY IS NEEDED CONTACT YOUR SALES REPRESENTATIVE FOR CUSTOM DEEP BURY OPTIONS.
 - ISOLATE RISER FROM ANY TRAFFIC LOADS. INSURE CLEARANCE BETWEEN PVC RISER AND ANY LOAD BEARING ITEM.
 - CONCRETE TOP SLAB MUST EXTEND 24" PAST THE TANK IN ALL DIRECTIONS.
 - THERE MUST BE A MINIMUM OF 18" BETWEEN TANK AND TRENCH ON ALL SIDES.
 - CONTRACTOR SHALL INSURE PROPER CONSTRUCTION METHODS TO ISOLATE ALL TANK RISERS FROM POINT LOADS AND CONNECTIONS TO ANY TRAFFIC LOADED SLAB.
 - CONCRETE THICKNESS AND REINFORCEMENT LAYOUT ARE FOR REFERENCE ONLY.
 - FOR EXTERIOR INSTALLATIONS, DUAL MANWAY UNITS REQUIRED IN FOX METRO'S SERVICE AREA. NO VENTING IS REQUIRED.
 - 6" UNITS SHALL BE INSTALLED WHEN THE PROPOSED DESIGN INDICATES 6" PIPING UPSTREAM AND DOWNSTREAM. 4" CONNECTIONS ARE ONLY USED WHEN A 4" SEWER EXISTS THE BUILDING, PASSES THROUGH THE UNIT, AND THEN RE-JOINS THE 4" INTERNAL BUILDING DRAIN.
 - ALL EXTERNAL PIPE CONNECTIONS SHALL BE MADE WITH NON-SHEAR COUPLINGS.
 - MIN. OF 3.5' OF COVER AND 1% SLOPE FOR ALL EXTERNAL PIPING.
 - CA-7 CLASS 1A STONE 6" UNDER & 1' OVER ALL EXTERNAL PIPING.
 - ONLY H20 (MIN.) LOAD-RATED CAST IRON LIDS AND FRAMES WITH CONCEALED PICK HOLES AND WATERTIGHT GASKETS ARE ALLOWED.

TANK MODELS	DIM "A"	DIM "B"	# OF RISERS
GI-5-1000-FM-4	12'-5"	9'-6"	2
GI-5-1000-FM-6	12'-5"	9'-6"	2
GI-5-1250-FM-4	14'-2"	11'-3"	2
GI-5-1250-FM-6	14'-2"	11'-3"	2
GI-5-1500-FM-4	16'-2"	13'-3"	3
GI-5-1500-FM-6	16'-2"	13'-3"	3

- NOTES:**
- CONCRETE TO BE 28 DAY COMPRESSIVE STRENGTH TO 4000 PSI. NO. 4 REBAR (Ø1/2")
 - GRADE 60 STEEL PER ASTM A615. CONNECTED WITH TIE WIRE.
 - REBAR TO BE 2.5" FROM FACE OF CONCRETE.
 - REBAR SPACING 12" GRID, 4" SPACING AROUND ACCESS OPENINGS.
 - ALL PENETRATIONS TO BE SLEEVED OR HAVE SLIP CONNECTIONS.
 - MINIMUM 24" FROM TOP OF SLAB TO TOP OF TANK.
 - EXTEND COMPACTED BACKFILL A MINIMUM 3 FEET BEYOND ALL SIDES OF TANK.
 - CONTRACTOR SHALL INSURE PROPER CONSTRUCTION METHODS TO ISOLATE ALL TANK RISERS FROM POINT LOADS AND CONNECTION TO ANY TRAFFIC LOADED SLAB.
 - CONCRETE THICKNESS AND REINFORCEMENT LAYOUT ARE FOR REFERENCE ONLY.



PROJECT NAME: **FIBERGLASS GREASE INTERCEPTOR - FOX METRO, IL**

INDUSTRY TYPE: **M210 PLUMBING ENGINEERED SOLUTIONS**

MODEL NUMBER: **GI-5-1500-FM**

TANK VOLUME: **1,500 GALLONS**

REVISION-05

PAGE 3 OF 3

DRAWN BY: **JACK CROW**

DRAWN DATE: **10/26/2022**

